



E5 Cam Latch

Zinc · Push-to-close · Hand, key or tool operated · Single and two point

- Single hole installation
- Latched / unlatched indicator
- Push-to-close action

Material and Finish

Zinc alloy, powder coated and steel, zinc plated

Performance Details

Maximum static load: 330 N (74 lbf)

Installation Notes

Mounting nut maximum tightening torque: 10 N·m (88 in·lbf)

Screw Maximum tightening torque: 5 N·m (45 in·lbf) for two point actuator only

Keys and Accessories

See page 130

Notes

Single Point: Push-to-close action in unlocked position only and key inserted (cylinder lock)

Two Point: Order actuator separately (see page 131)

For lock core selection and a complete overview of the *SOUTHCO*[®] Key-Choice System see page 158

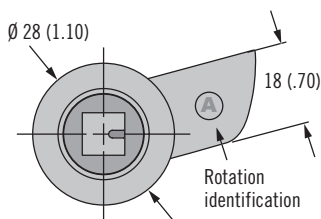
Actuator Part Number

See page 131 for details

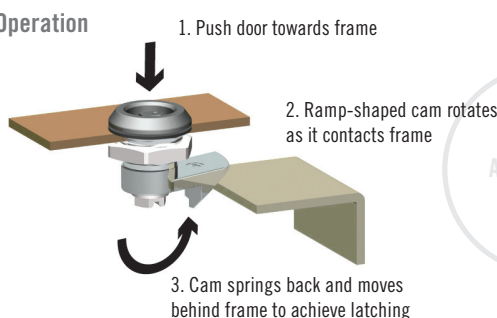
Two point to be used with *SOUTHCO*[®] R4 rotary series latches and cables see page 272

Two point push to close action: Internal spring causes return of driver and actuator to original latched position when driver is released after opening. Ideal for use with cables and rotary latches.

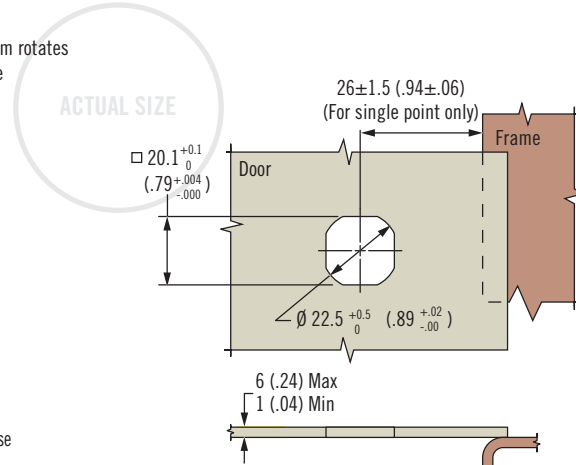
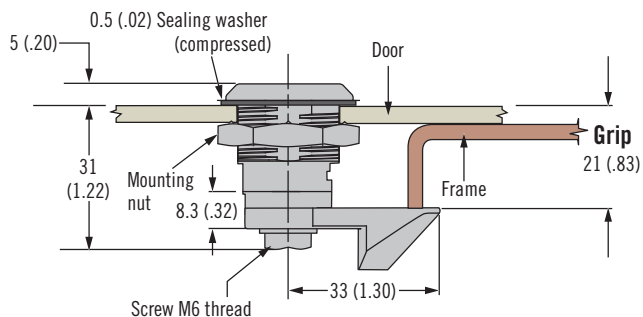
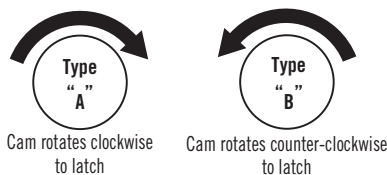
Single Point Spring-Loaded (Type A tool operated shown)



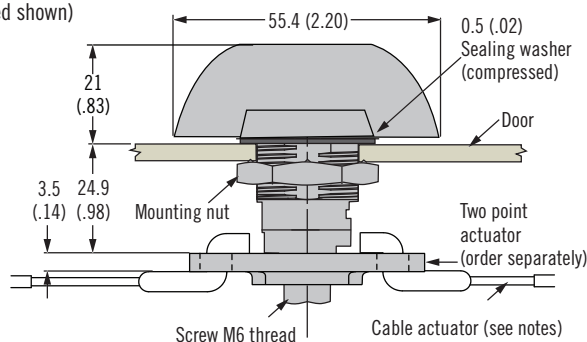
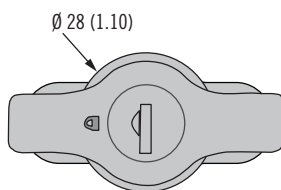
Operation



R Rotation

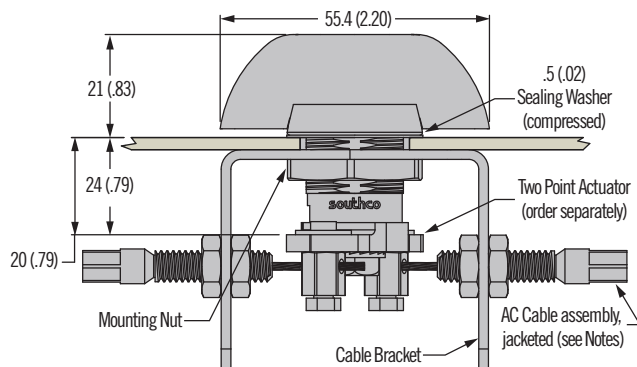


Two Point Spring-Loaded (Type A hand operated shown)



Two Point Actuator for bare cable

(order separately, see page 132)



Dimensions in millimeters (inch) unless otherwise stated

Hand / Key Operated

F Finish

- 2 Bright chrome (not available for wing type)
- 5 Black powder coated

T Type

- 5 Cylinder lock keyed alike CH751
- 9 Wing / T-handle / L-handle

R Rotation

- 51 Type A single point (for visual identification cam stamped A or B)
- 52 Type B single point (for visual identification cam stamped A or B)
- TR Type A two point (order actuator separately)
- TL Type B two point (order actuator separately)





Part Number Selection

Latch supplied fully assembled

E5 - T - L F - R 0 - 1 K

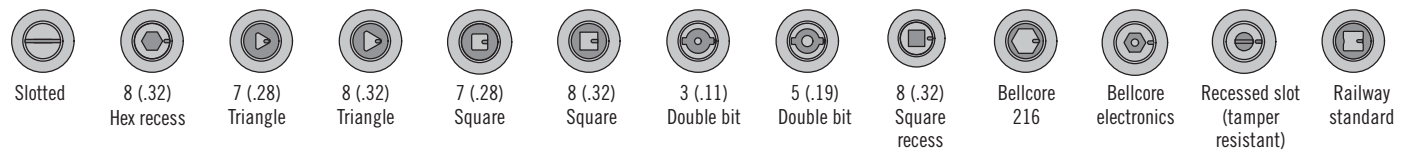
K Key options

- 0 No keys supplied (order separately, see page 130)
- 3 1 Overmolded key supplied

Lock style	T = 9			
				
	Cylinder Lock	Wing	T-handle	L-handle
Non-locking (omit last two digits of part number)	~	30	60	70
Keyed CH751 (lock core finish matches handle finish)	~	31	61	71
Keyed CH751 (stainless steel scalp shuttered)	40	~	~	~
Keyed R001 reversible (stainless steel scalp shuttered)	~	32	62	72
Without lock core (omit last two digits of part number) (to be ordered separately see page 158)	~	33	63	73

Tool Operated

H Head Styles



F Finish

- 2 Bright chrome
- 5 Black powder coated

E5 - 6 - H F - R 0

H Head style

- 00 Slotted
- 01 8 (.32) Hex recess
- 02 7 (.28) Triangle
- 03 8 (.32) Triangle
- 04 7 (.28) Square
- 05 8 (.32) Square
- 06 3 (.11) Double bit
- 07 5 (.19) Double bit
- 08 8 (.32) Square recess

- 13 Bellcore 216
- 19 Bellcore electronics
- 21 Recessed slot (tamper resistant)
- 22 Railway standard

R Rotation

- 51 Type A single point (for visual identification, cam stamped A or B)
- 52 Type B single point (for visual identification, cam stamped A or B)
- TR Type A two point (order actuator separately)
- TL Type B two point (order actuator separately)

Part Number Selection

Latch supplied fully assembled