

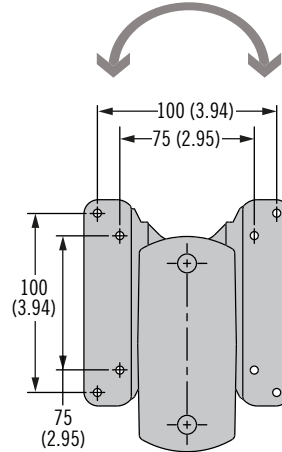
AV Series Adjustable Display Mounting Arm

Tilt and swivel · Single arm · Double arm

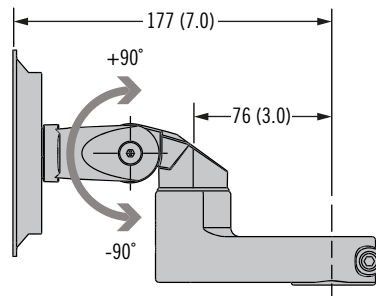
- **Adjustable joints for flexible operation**
- **Some assembly required for initial installation**
Installation hardware and adjustment tools supplied
- **Rotate display for portrait or landscape orientation**
- **Clamps to desk or table**

Compatible with VESA mounting standards

Display Plate 360° from position shown

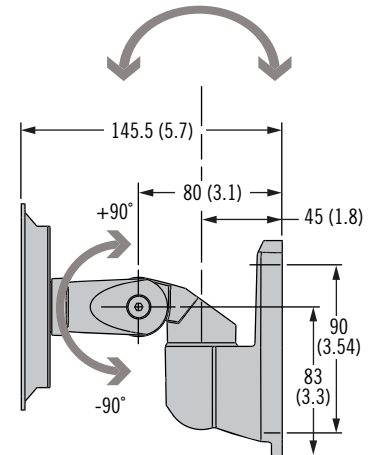


Tilt and swivel



Pole Mount **K** = 6
(Fits 30mm Pole)

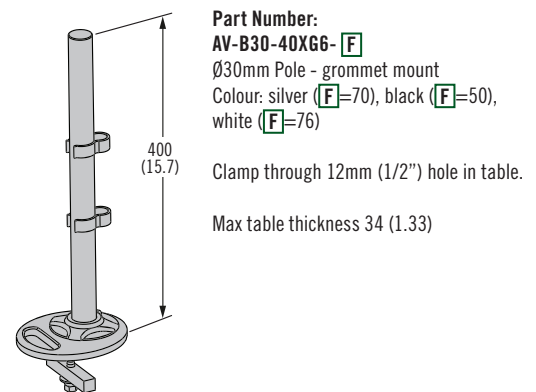
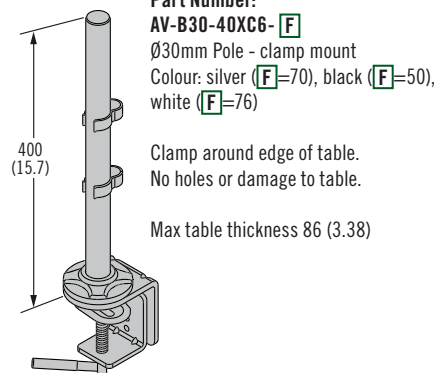
All rotating swivel joints rotate 360° and can be adjusted using supplied Allen key



Wall Mount **K** = 4

Pole Mount Accessories (Fits all AV-B30 **K** = 6 variants)

Note: this pole accessory is not compatible with AV-D series mounts



Other options available. For complete details on variety, part numbers, installation and specification, go to



www.southco.com/AV

Dimensions in millimeters (inch) unless otherwise stated

southco
CONNECT · CREATE · INNOVATE

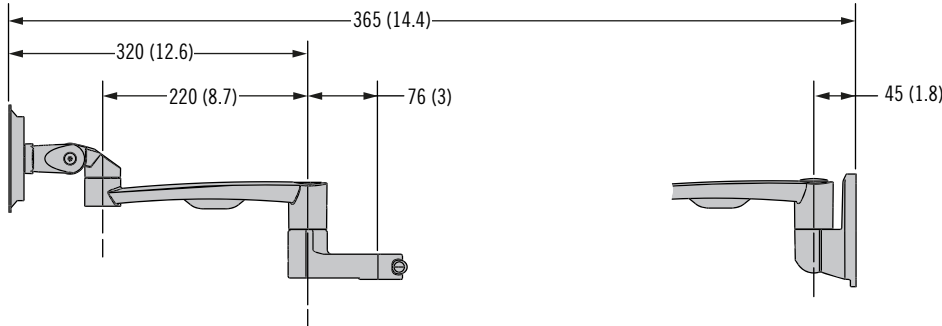
AV Series Adjustable Display Mounting Arm

Tilt and swivel · Single arm · Double arm



57A

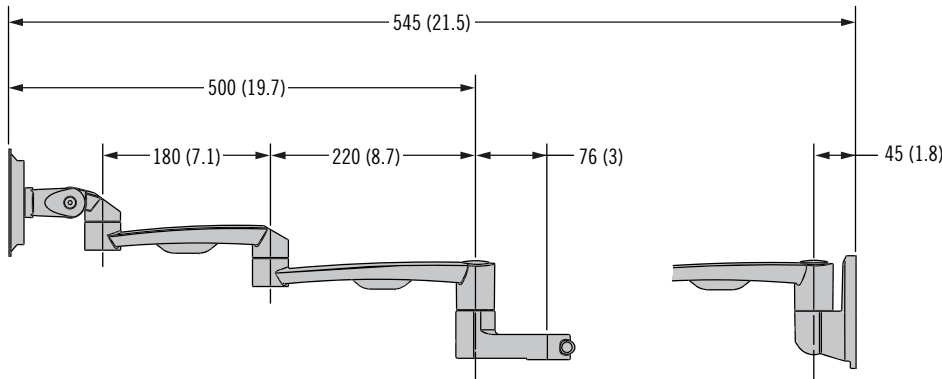
Single arm



Pole Mount **K** = 6
(Fits 30mm Pole)

Wall Mount **K** = 4

Double arm



Pole Mount **K** = 6
(Fits 30mm Pole)

Wall Mount **K** = 4

Complete part number by selecting model and color options below.

L	Length & Function
10K	Tilt / swivel
23A	220mm Single arm
41D	400mm Double arm

K	Mounting Style
4	Wall (front) mount
6	Pole mount (Ø30mm Pole)

AV - B30 - **L** 2 **K** 3 - **F**

F	Color
50	Black
70	Silver
76	White

Dimensions in millimeters (inch) unless otherwise stated

- Wall or pole mount options
- Built-in cable management

Material and Finish

Aluminum alloy, powder coated

Max display weight

Tilt/swivel: 14 kg (31 lbf)

Single arm: 14 kg (31 lbf)

Double arm: 10 kg (22 lbf)

Part Number

See table

Part Number Example

AV-B30-41D263-70 = 400mm

Double Arm for Ø30mm Pole mount