



E5 Cam Latch

Zinc · Tool or hand operated · Fixed grip · Mini size

- Single hole install
- Compact size
- Minimal panel intrusion

Material and Finish

Zinc alloy, powder coated and steel, zinc plated

Performance Details

Maximum static load: 130 N

Installation Notes

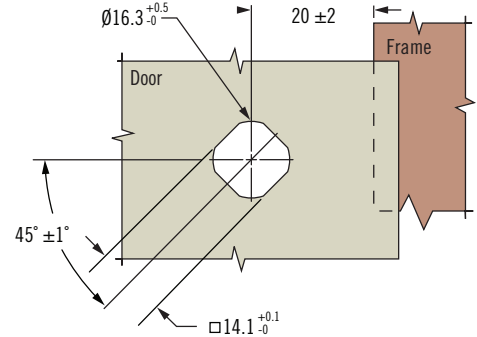
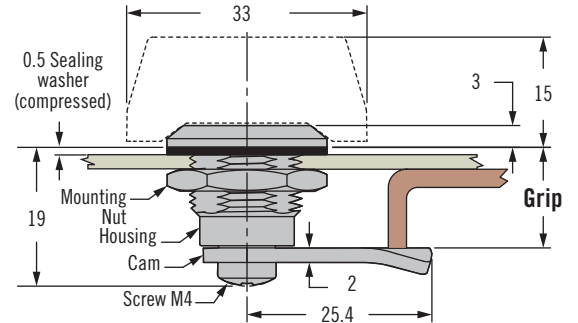

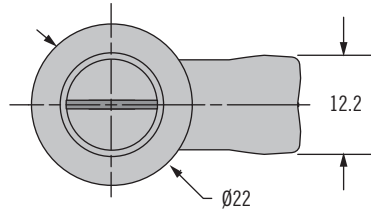
Mounting nut maximum tightening torque: 5 N·m
Screw Maximum tightening torque: 1 N·m

Sealing Notes

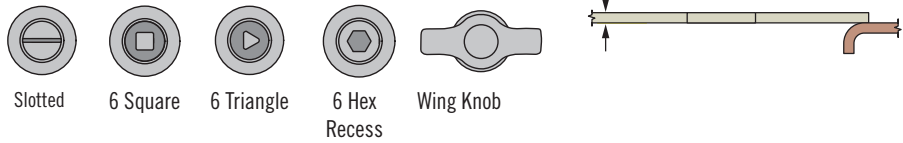
NEMA 4 / IP65 achieved using gasket supplied

Keys and Accessories

See page 130



H Head Styles



Part Number Selection

Order latch and cam separately

Latch Part Number (no cam)

E5 - M - H 5 - UU1

H Head style

- 00 Slotted
- 14 6 Square
- 17 6 Triangle
- 18 6 Hex Recess
- 30 Wing Knob

Cam Part Number Table (order separately from latch)

Grip	Part Number	Grip	Part Number
4	E5-3005	16	E5-3011
6	E5-3006	18	E5-3012
8	E5-3007	20	E5-3013
10	E5-3008	22	E5-3014
12	E5-3009	24	E5-3015
14	E5-3010	26	E5-3016

Other options available. For complete details on variety, part numbers, installation and specification, go to



www.southco.com/E5

Dimensions in millimeters unless otherwise stated